

5GVRLA

5GVRLA100 12V100Ah

5GVRLA series battery uses AGM technology and high-purity raw materials. Its good floating back up and large current discharge performance makes it optimal and economical choice for UPS/EPS.

Benefits

- Long life according to EUROBAT Classification
- Maximum charge efficiency
- High gas recombination efficiency
- Low self-discharge rate
- Easy installation and handling
- Vertical or horizontal installation

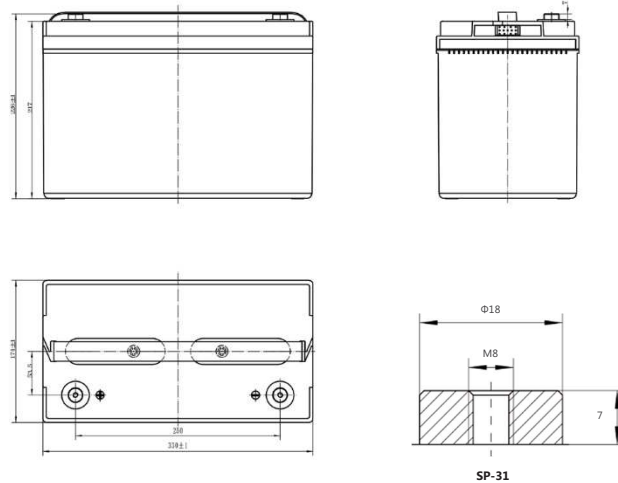
Applications

- UPS units
- Emergency power
- Starting generators
- EPS units

Standards

- IEC 60896-21/22
- JIS C8704-1/2
- EUROBAT guide

Drawing



Specifications

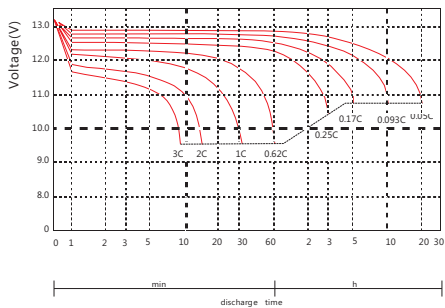
Battery Model	5GVRLA100			
Design Life (years, 25°C)	10			
Capacity (Ah, 25°C)	20HR (5.2A, 1.80V)	10HR (10.0A, 1.80V)	5HR (17.0A, 1.75V)	1HR(56.3A, 1.70V)
	104	100	85	56.3
Dimensions (mm)	Length	Width	Height	Total Height
	330	174	217	226
Approx. Weight (kg)	29.0			
Reference Internal Resistance (mK)	4.9 (full charged @ 25°C)			
Maximum Discharge Current (A/5 Sec.)	1000			
Self-Discharge (25°C)	≤2% per month			
Charge Voltage (V/cell, 25°C)	Cycle use		Float use	
	2.40 (-3.5mV/°C/cell), max charge current: 30 A		2.27 (-3.5mV/°C/cell)	
Short Circuit Current (A)	2500			

Discharge Data

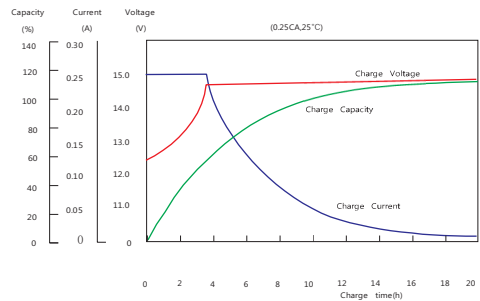
Constant Current Discharge Data (25°C, A)													
End Voltage (V/cell)	min						h						
	5	10	15	20	30	45	1	1.5	2	3	5	10	20
1.60	335.0	236.0	181.0	148.0	110.0	80.00	59.80	47.30	37.30	26.60	17.63	10.50	5.430
1.65	315.0	227.0	175.0	144.0	107.0	78.00	58.20	46.50	36.90	26.30	17.40	10.40	5.400
1.67	304.1	221.9	172.3	142.3	105.7	77.15	57.20	46.14	36.62	26.20	17.33	10.36	5.385
1.70	292.0	216.0	169.0	140.0	104.0	76.00	56.30	45.60	36.20	26.00	17.20	10.30	5.350
1.75	262.0	201.0	162.0	135.0	101.0	74.00	55.00	45.00	35.30	25.50	17.00	10.20	5.300
1.80	237.0	184.0	153.9	129.0	97.00	72.50	53.40	43.50	34.50	25.00	16.60	10.00	5.200

Constant Power Discharge Data (25°C, W/cell)													
End Voltage (V/cell)	min						h						
	5	10	15	20	30	45	1	1.5	2	3	5	10	20
1.60	565.0	422.0	329.0	272.4	204.0	151.0	112.0	88.00	69.70	50.10	33.30	20.50	10.98
1.65	540.0	410.0	323.0	266.9	201.0	147.6	110.7	87.06	69.13	49.75	33.07	20.30	10.92
1.67	525.5	402.8	319.6	264.7	199.4	146.3	109.7	86.77	68.92	49.58	33.04	20.26	10.91
1.70	509.0	394.0	315.0	261.5	197.0	144.5	108.8	86.13	68.44	49.30	32.87	20.11	10.88
1.75	467.0	372.0	304.0	253.6	192.0	141.5	106.5	85.12	67.68	48.90	32.62	19.90	10.81
1.80	429.0	346.9	290.0	244.0	186.0	139.0	103.8	83.50	66.50	48.12	32.30	19.62	10.61

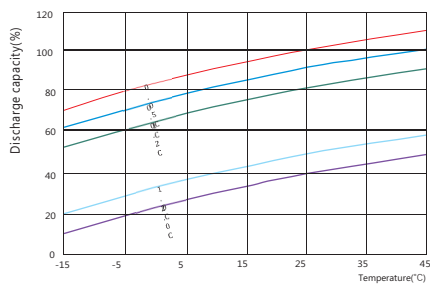
Performance Curve



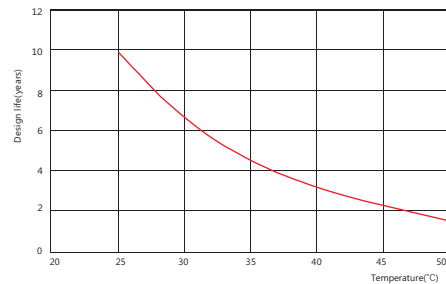
Discharge voltage vs. discharge time



Charge capacity vs. charge time



Discharge capacity vs. temperature



Design life vs. temperature