

High Power Output
Low LCOE




Maximum Power
560W+



TWMPD

P-type Half-cell
Bifacial Module (72)

72HD540-560W

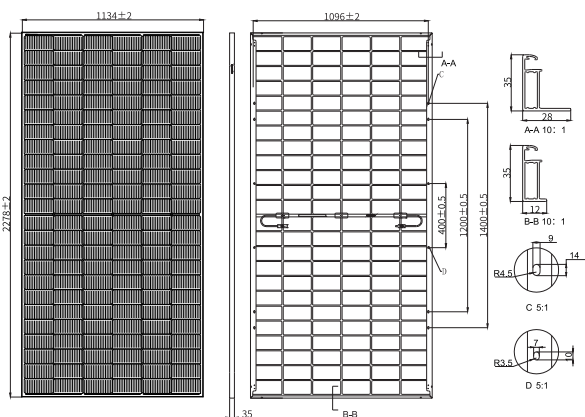


www.tw-solar.com



Learn More

DRAWINGS (Unit: mm)



MECHANICAL PARAMETERS

Cells	TPC (P Type Monocrystalline Cell)
Cell Orientation	144[6X24]
Dimension	2278±2X1134±2X35mm
Weight	32.7kg
Front Glass	2.0mm high transmittance, AR semi-tempered glass
Rear Glass	2.0mm semi-tempered glass
Frame	Anodized aluminum alloy frame
Junction Box	IP68, 3 diodes
Output Cable	4.0mm ²
Cable Length	+400mm, -200mm, length can be customized
Wind/Snow Load	2400Pa/5400Pa
Packaging	31pcs per pallet, 620pcs per 40'HC

ELECTRICAL CHARACTERISTICS (STC)

Module Type: TWMPD-72HDXXX

Maximum Power: Pmax [W]	540	545	550	555	560
Open Circuit Voltage: Voc [V]	49.70	49.90	50.10	50.30	50.50
Short Circuit Current: Isc [A]	13.78	13.83	13.88	13.93	13.98
Voltage at Maximum Power: Vmp [V]	41.56	41.76	41.96	42.16	42.36
Current at Maximum Power: Imp [A]	13.00	13.05	13.11	13.17	13.23
Module Efficiency: η [%]	20.9	21.1	21.3	21.5	21.7

ELECTRICAL CHARACTERISTICS (NMOT)

Maximum Power: Pmax [W]	408.6	412.4	416.2	420.0	423.8
Open Circuit Voltage: Voc [V]	46.48	46.74	47.01	47.28	47.47
Short Circuit Current: Isc [A]	11.04	11.08	11.12	11.16	11.20
Voltage at Maximum Power: Vmp [V]	38.45	38.67	38.90	39.12	39.31
Current at Maximum Power: Imp [A]	10.62	10.66	10.70	10.74	10.79

* STC: Irradiance 1000W/m², Cell Temperature 25°C, Air Mass1.5, Measuring Tolerance: ±3%
 * NMOT: Irradiance 800W/m², Ambient Temperature 20°C, Air Mass1.5, Wind Speed 1m/s

ELECTRICAL CHARACTERISTICS (Rear Power Gain)

5%	Maximum Power: Pmax[W]	567.0	572.3	577.5	582.8	588.0
	Module Efficiency: η [%]	21.9	22.2	22.4	22.6	22.8
15%	Maximum Power: Pmax[W]	621.0	626.8	632.5	638.3	644.0
	Module Efficiency: η [%]	24.0	24.3	24.5	24.7	24.9
25%	Maximum Power: Pmax[W]	675.0	681.3	687.5	693.8	700.0
	Module Efficiency: η [%]	26.1	26.4	26.6	26.9	27.1

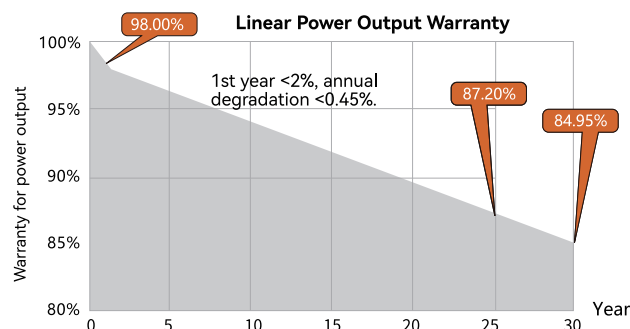
TEMPERATURE PARAMETERS

Temperature Coefficient (Pmax)	-0.33%/°C
Temperature Coefficient (Voc)	-0.27%/°C
Temperature Coefficient (Isc)	+0.05%/°C
NMOT	45±2°C

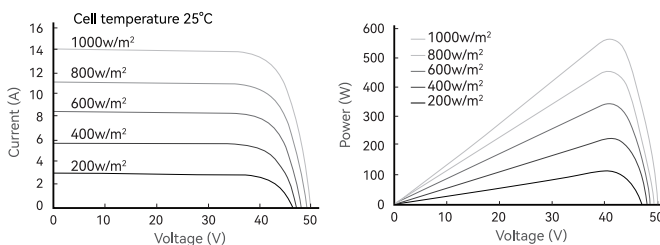
MAXIMUM RATINGS

Operational Temperature	-40°C~+85°C
Maximum System Voltage	1500V DC
Maximum Series Fuse Rating	30A
Power Output Tolerance	0~+5W
Maximum Bifaciality	70±5%

WARRANTY



I-V CURVE



CERTIFICATIONS

Quality Management System and Product Certification

- ISO 9001:2015 / quality management system
- ISO 14001:2015 / environmental management system
- ISO 45001:2018 / occupation health safety management system
- ISO 50001:2011 / energy management system
- IEC TS 62941—2016 / PV industry quality management system
- IEC 61215/61730, IEC 62804(PID), IEC 61701(Salt), IEC 62716 (Ammonia), IEC 60068-2-68(Sand)



Email: sales@tongwei.com **Website:** www.tongwei.com.cn **Add:** 888 Changning Avenue, High-tech Zone, Hefei City, Anhui Province

Declaration: With the technical progress and product updates, there exists a deviation between the technical parameter of the TW Solar's future products and the technical parameter in this specification. The TW Solar reserves the right to adjust the technical parameter at any time without notifying the customers. TW Solar reserves the final right of interpretation. (20230802_A2)